FRONT ELEVATION
SCALE: 1/4" = 1'-0"

LEFT ELEVATION
SCALE: 1/4" = 1'-0"

RIGHT ELEVATION
SCALE: 1/4" = 1'-0"

REAR ELEVATION
SCALE: 1/4" = 1'-0"

FINAL PLAN

PRELIMINARY PLAN - 4/16/2020 (3:24pm)
REVISIONS:
REVISIONS:
REVISIONS:
REVISIONS:
REVISIONS:
REVISIONS:
BID PLAN
FINAL PLAN - 06/04/2020 (10:12)

COPYRIGHT © 2020

COPYRIGHT DREXEL BUILDING SUPPLY, INC.
IT IS ILLEGAL TO REPRODUCE, COPY OR TRANSFER THIS DEVICE BY ANY MEANS, ALL OR ANY PORTION OF THESE DRAWINGS WITHOUT WRITTEN PERMISSION OF DREXEL BUILDING SUPPLY INC. DREXEL BUILDING SUPPLY INC. RESERVES THE RIGHT TO USE ALL OR PARTS OF THESE PLANS IN THE FUTURE.

CALCULATED DIMENSIONS TAKE PRECEDENCE OVER MEASUREMENTS BY SCALE. CONTACT BUILDING DESIGNER IF ANY DIMENSIONS ARE UNCLEAR OR DOUBTFUL DURE TO OCCASIONAL SHIFTER BALL FUNCTION PLANS MAY NOT BE TO SCALE

ALL HEADERS NOT LABELED AS LVL
(UNLESS NOTED OTHERWISE)
2x8 W.A.L.S.= 5 1/2"

ALL DIMENSIONS ARE TO THE ROUGH STUD
(UNLESS NOTED OTHERWISE)
2x4 W.A.L.S.= 3 1/2"

WINDOWS & DOORS
OVHD DR.=DOOR + 3" IF CLARESTORY" IF NOT
INT. DOORS INCLUDING BIFOLD=DOOR + 2 1/2"
DBL. DOOR W/ATTACHED JAMB=DOOR + 3 1/2"
INT. DOORS INCLUDING BIFOLD=DOOR + 2 1/2"
PKT. DOOR W/ATTACHED JAMB=DOOR + 3 1/2"
PKT. BI PASS DOORS=DOOR WIDTH + 4 1/2"
WINDOWS ARE TO THE ROUGH OPENING
(UNLESS NOTED OTHERWISE)

PROPOSED NEW PROJECT FOR:

THE SHETLAND

ELEGANT HOMES

Drexel™ BUILDING SUPPLY
DrexelTeam.com

DRAWN BY: JH
SCALE: 1/4" = 1'-0"
SHEET NO. A1
DRAWING NO. R20-190-W

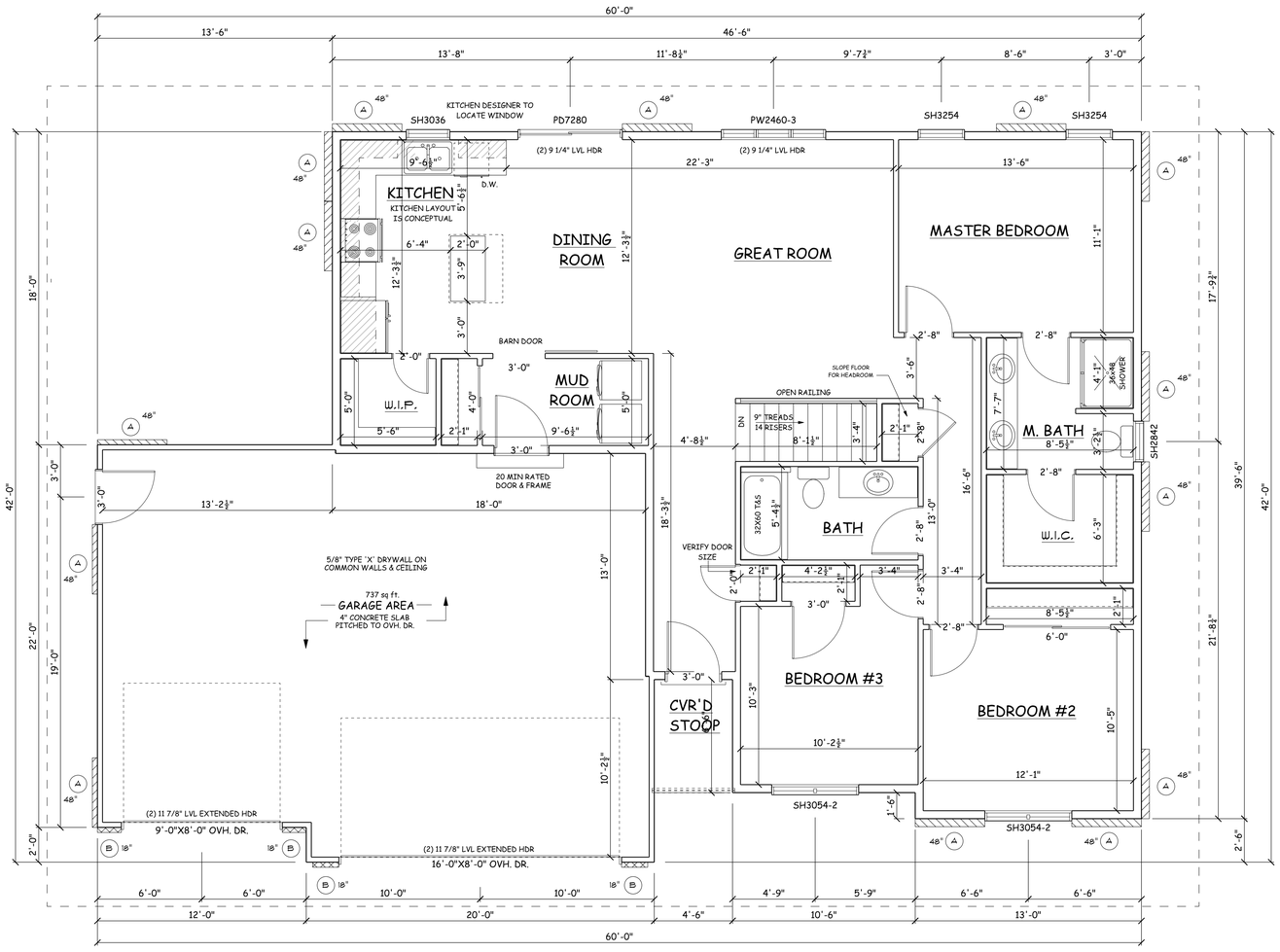

FIRST FLOOR
SCALE: 1/4" = 1'-0"

8'-1 1/8" WALL HEIGHT
1403 sq ft. FIRST FLOOR
ALLIANCE SINGLE HUNG WINDOWS

WALL BRACING

CONTINUOUS SHEATHING
A

CONTINUOUS SHEATHING
4 EXTENDED HEADERS
FIGURE 321.25-A
w/PROPER HOLD DOWNS
B

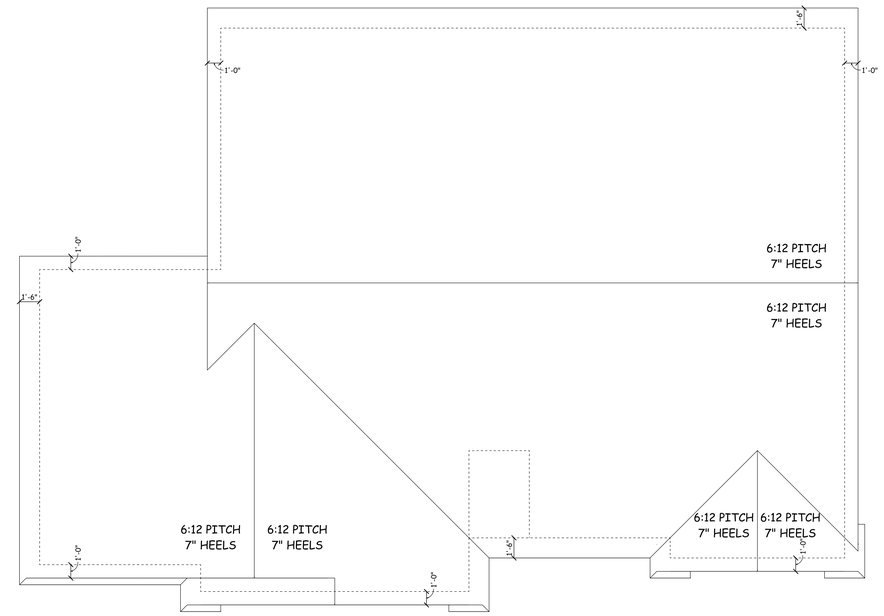

ROOF PLAN
SCALE: 3/16" = 1'-0"



Note: Steel headers are permitted if designed by structural analysis.

Note: As shown in the above cross-section, ½-inch gypsum wallboard is not required on the interior side of the wall.

FINAL PLAN
PRELIMINARY PLAN:
REVISIONS:
REVISIONS:
REVISIONS:
REVISIONS:
REVISIONS:
MID PLAN:
FINAL PLAN:

COPYRIGHT © 2020
COPYRIGHT DREXEL BUILDING SUPPLY INC. ALL RIGHTS RESERVED. THIS PLAN IS PROTECTED BY COPYRIGHT LAW AND MAY NOT BE REPRODUCED IN ANY FORM OR BY ANY MEANS, ALL OR ANY PORTION OF THESE PLANS WITHOUT THE WRITTEN PERMISSION OF DREXEL BUILDING SUPPLY INC. DREXEL BUILDING SUPPLY INC. RESERVES THE RIGHT TO USE ALL OR PARTS OF THESE PLANS IN THE FUTURE.

CALCULATED DIMENSIONS TAKE PRECEDENCE OVER MEASUREMENTS BY SCALE. CONTACT BUILDING DESIGNER IMMEDIATELY IF ANY DISCREPANCIES ARE DORE TO OCCASIONAL PLOTTER MALFUNCTION AND SCALING ON THE PLANS.

ALL HEADERS NOT LABELED AS LVL: (2) 2X10 DF #2 UNLESS NOTED OTHERWISE

ALL DIMENSIONS ARE TO THE ROUGH STUD (UNLESS NOTED OTHERWISE)
2x4 WALLS= 3 1/2"
2x6 WALLS= 5 1/2"

WINDOWS:
OVHD DR.=DOOR + 2" (E.G.,4'0"X8'0" IF NOT NOTED OTHERWISE) EXT. DOORS=DOOR + 2 1/2"
INT. DOORS (INCLUDING BIFOLDS)=DOOR + 2 1/2"
PKT. DOORS=DOOR + 2 1/2" (+ 3" IF NOT NOTED)
BIFOLDS=DOOR WIDTH (E.G., 2'0"=2'0")
BIFOLD DOOR HARDWARE=1 3/4" (+ 3/4" IF NOT NOTED)
PKT. DOOR HARDWARE=1 3/4" (+ 3/4" IF NOT NOTED)
WINDOWS ARE TO BE CENTERED ON WALL UNLESS NOTED OTHERWISE

PROPOSED NEW PROJECT FOR:
THE SHETLAND
ELEGANT HOMES

Drexel™ BUILDING SUPPLY
DrexelTeam.com

DRAWN BY: JH
SCALE: As Noted
SHEET NO. A2
DRAWING NO. R20-190-W

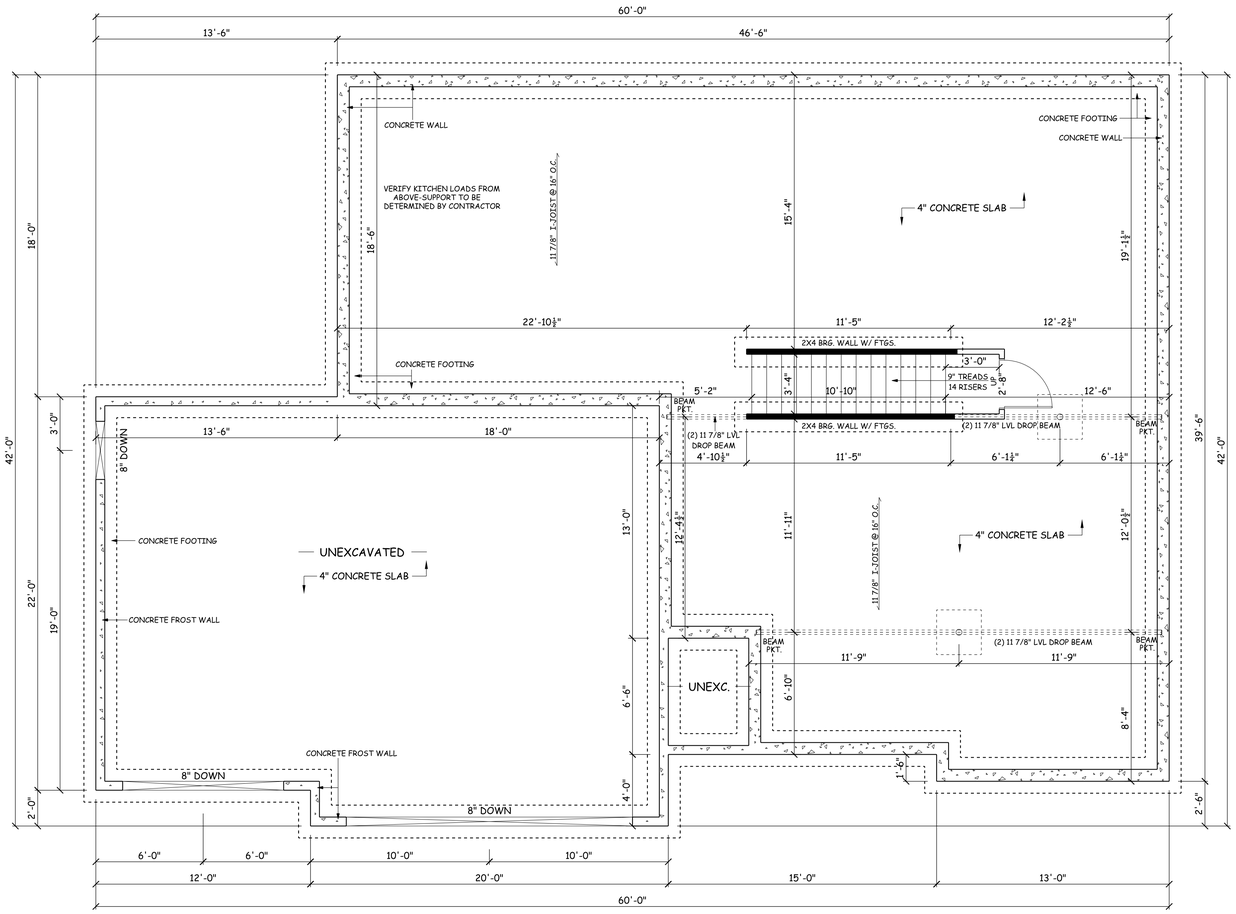

8' BASEMENT

Windows or Doors to be set in concrete wall make R.O. 3" bigger in width & height.

FOUNDATION PLAN

NOTE: MASON TO LOCATE PILASTERS AND SIZE FOOTINGS PER CODE & SOIL CONDITIONS

FOUNDATION

SCALE: 1/4" = 1'-0"

GENERAL NOTES:

- ALL DIMENSIONS ARE TO THE OUTSIDE OF FOUNDATION WALLS/BRICK LEDGE
- BASEMENT WALLS SHOWN AS 8" THICK (UNLESS OTHERWISE NOTED)
- FROST WALLS SHOWN AS 6" THICK (UNLESS OTHERWISE NOTED)
- WALL THICKNESS FOR REPRESENTATION ONLY-MASON/CONTRACTOR VERIFY

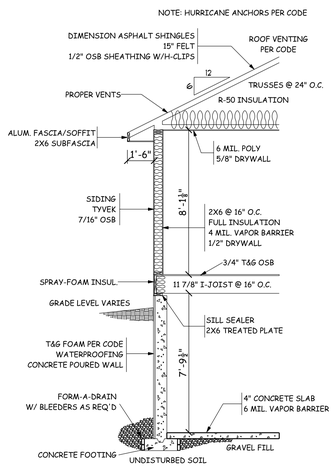

TYPICAL SECTION

SCALE: 1/4" = 1'-0"

FINAL PLAN

- PRELIMINARY PLAN:
- REVISIONS:
- REVISIONS:
- REVISIONS:
- REVISIONS:
- REVISIONS:
- MID PLAN:
- FINAL PLAN:

COPYRIGHT © 2020

COPYRIGHT DREXEL BUILDING SUPPLY, INC. (DBSI) THESE PLANS ARE PROTECTED UNDER COPYRIGHT LAW. IT IS ILLEGAL TO REPRODUCE OR TRANSFER THESE PLANS IN ANY FORM OR BY ANY MEANS ALL OR ANY PORTION OF THESE DRAWINGS WITHOUT WRITTEN PERMISSION OF DREXEL BUILDING SUPPLY INC. DREXEL BUILDING SUPPLY INC. RESERVES THE RIGHT TO USE ALL OR PARTS OF THESE PLANS IN THE FUTURE.

CALCULATED DIMENSIONS TAKE PRECEDENCE OVER MEASUREMENTS BY SCALE. CONTACT BUILDING DESIGNER WITH QUESTIONS. DO NOT SCALE DOWN DURE TO OCCASIONAL PLOTTER MALFUNCTION. PLANS MAY NOT BE TO SCALE.

ALL HEADERS NOT LABELED AS LVL: 2-2x10's UNLESS NOTED

ALL DIMENSIONS ARE TO THE ROUGH STUD (UNLESS NOTED OTHERWISE)
2x4 WALLS= 3 1/2"
2x6 WALLS= 5 1/2"

WINDOWS: 2'-6" x 5'-0"
OVHD DR.=DOOR + 3" (E.G.,8'DOOR=8'-3" HGT
INT. DOORS (INCLUDING BIFOLDS)=DOOR + 2 1/2"
DBL. DOOR (6'WATHALL)=DOOR + 3 1/2"
PKT. DOOR (6'WATHALL)=DOOR + 3 1/2"
PKT. BIFOLD DOOR=DOOR WIDTH + 3 1/4"

Drexel BUILDING SUPPLY
DrexelTeam.com

PROPOSED NEW PROJECT FOR:

THE SHETLAND

ELEGANT HOMES

DRAWN BY: JH
SCALE: 1/4" = 1'-0"
SHEET NO. A3
DRAWING NO. R20-190-W